QUICK-OHM
Küpper & Co. GmbH

Thermoelectric Module QC-31-1.4-6.0M

Perfomance Data

Imax (amps)	6.6	ΔT=ΔTmax. Th=25 ± 0.5 °C.
Vmax (volts)	3.7	Th=25 ± 0.5 °C. ΔT=ΔTmax. I=Imax ± 0.1A
ΔTmax (°C)	71	Th=25 ± 0.5 °C. I=Imax ± 0.1A
Qmax (watts)	13.8	Th=Tc=25 ± 0.5 °C. I=Imax ± 0.1A
AC resistance (ohms)	0.5	25 ± 0.5 °C.

Environment: dry air, N_2
Tolerances for thermal and electrical parameters ± 10%

Drawing № ND 005.00.00

Dimensions in millimeters

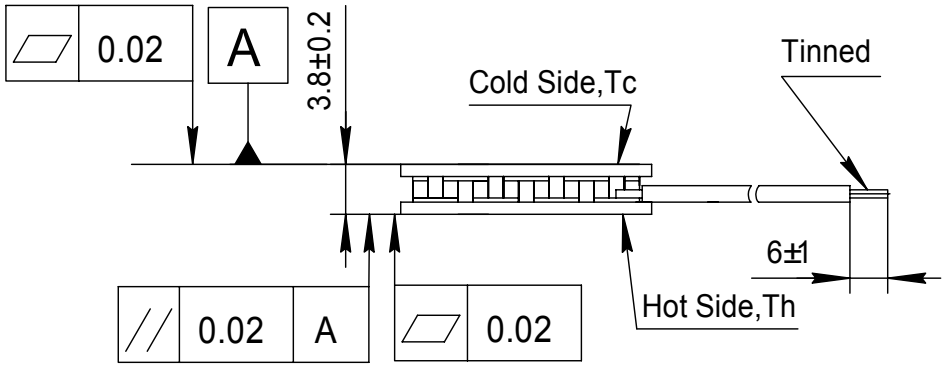

Options

Model Number	Description
TM-31-1.4-6.0 M	High reliable version on Cold Side

Lead wire insulation	Module maximum processing temperature
PVC	90°C
Silicone	200°C
PTFE	200°C

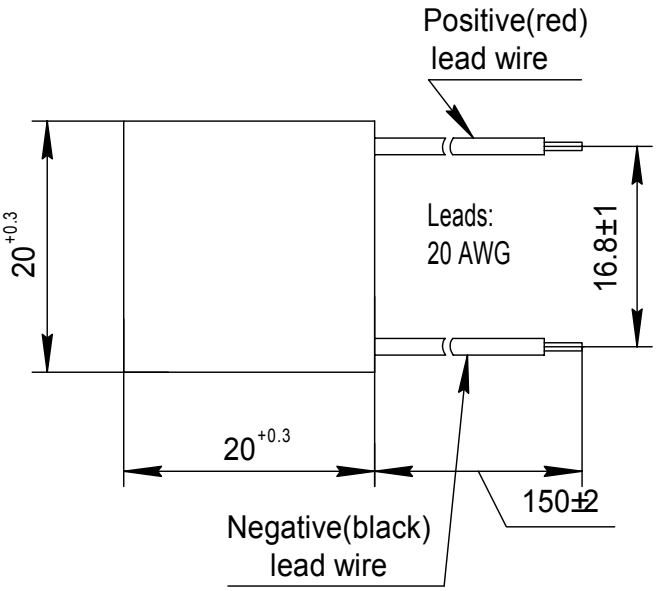

Additional

- RoHS 2002/95/EC compliant
- Cold Side and Hot Side Ceramics: Al2O3, white 96%
- Assembling Solder: SnSb, M.P. 232 °C ; SnCu M.P. 227 °C

Quick-Ohm Küpper & Co. GmbH; Unterdahl 24B; 42349 Wuppertal, Germany
Tel. +49(202)-404324; Fax. +49(202)-404397
http://www.quick-ohm.de; kontakt@quick-ohm.de

Performance graphs for QC-31-1.4-6.0M modules at Th=25°C
Environment: dry air, nitrogen

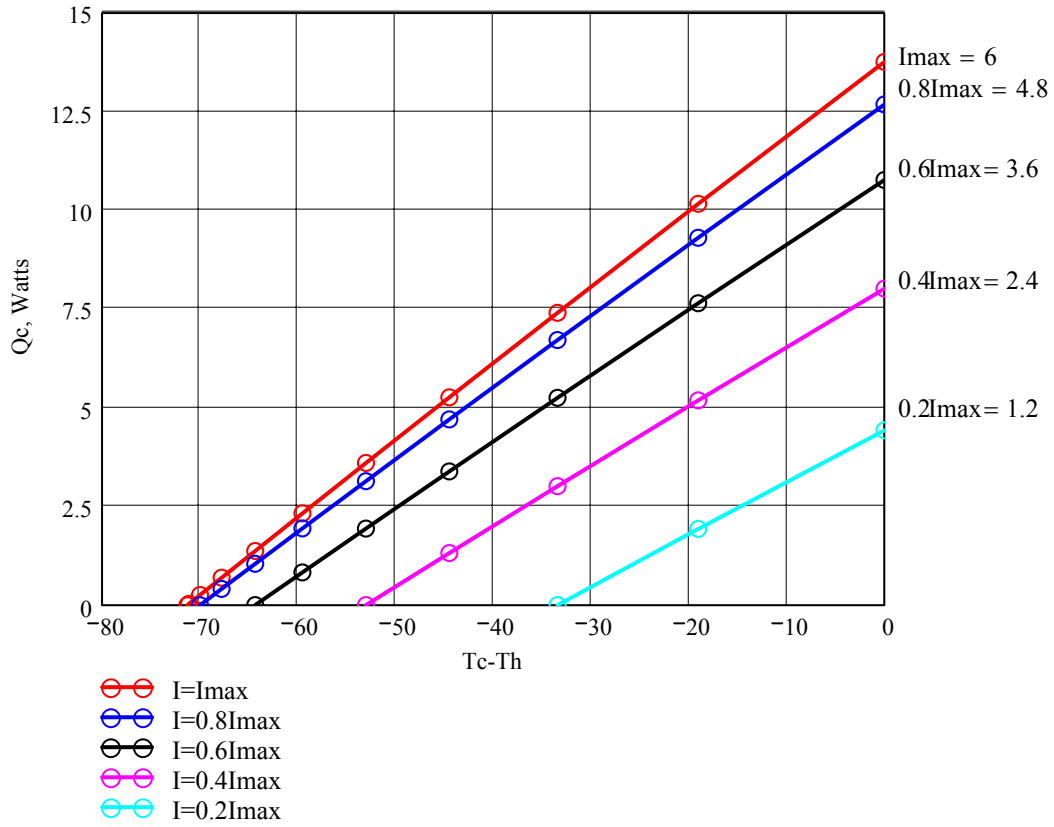

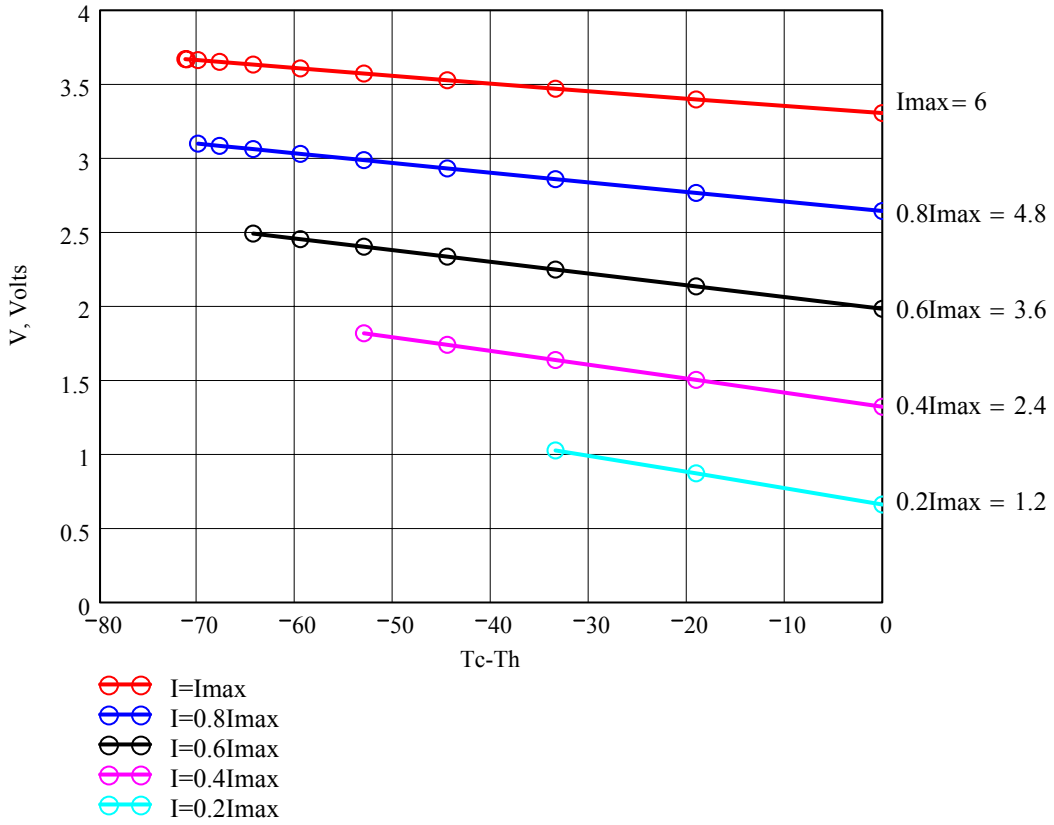

Qc -refrigerating capacity at cold side of the module (Watts),

∅T=Tc-Th - temperature difference between cold and hot sides of the module (°C),
I - DC current through the modules (Amps)
V -voltage applied to the module (Volts).

Performance graphs for QC-31-1.4-6.0M modules at Th=50°C
Environment: dry air, nitrogen

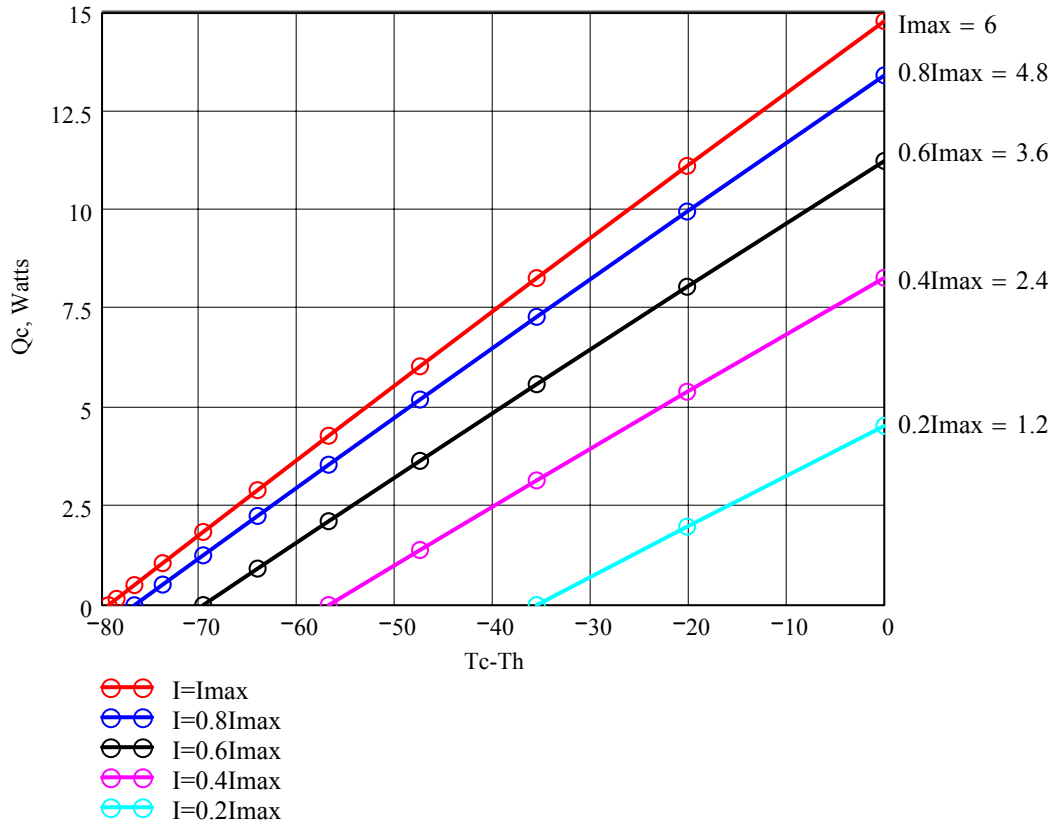

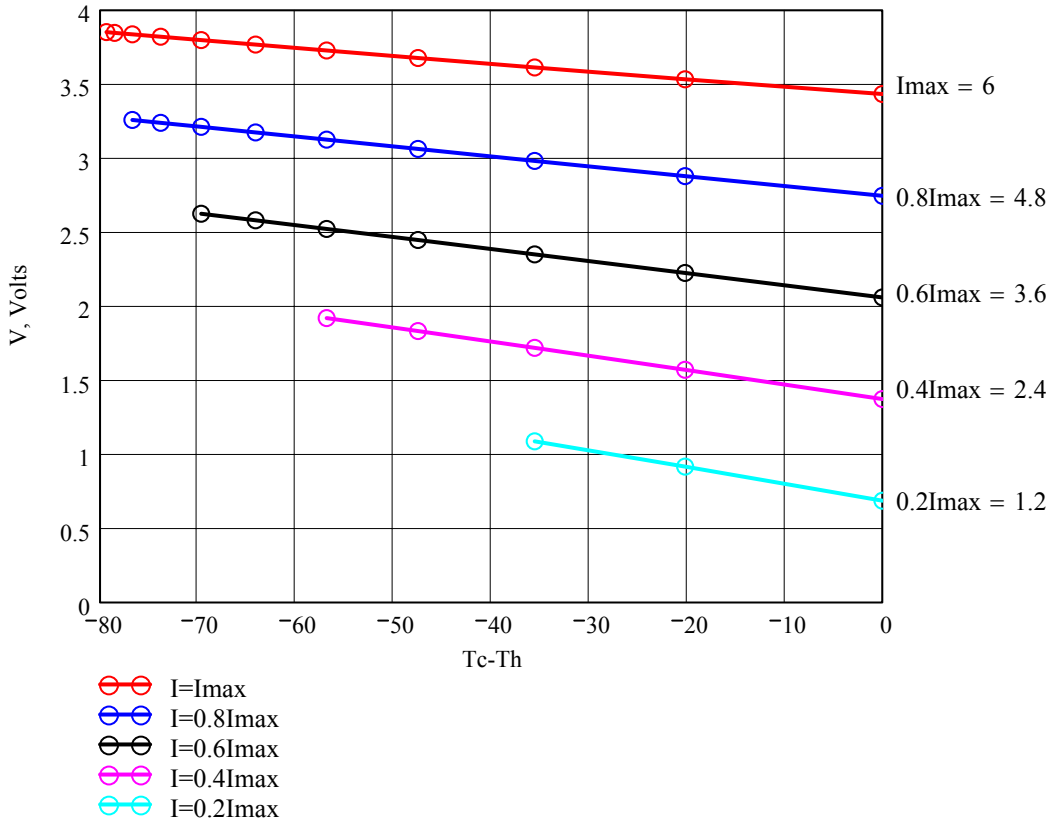

Qc -refrigerating capacity at cold side of the module (Watts),

∅T=Tc-Th - temperature difference between cold and hot sides of the module (°C),
I - DC current through the modules (Amps)
V -voltage applied to the module (Volts).